

# EMI/EMC FILTER

## ID SERIES



### FEATURES

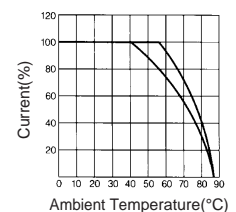
- Ideally suited for products that must conform to part 15, FCC regulations.
- Metal cased miniature type with high performance.
- Meet over voltage category II of IEC 60664 and comply with IEC 60950.
- Uses IEC connector that meets the safety standards of virtually all certifying organizations.
- Both soldering lug type and faston tab type are available.

### APPLICATIONS

- Digital equipments.
- Personal computers and peripherals.
- Measuring instruments.
- For use in miniature equipments.
- For monitors and display units.

### SPECIFICATIONS

Model	Rated Voltage (AC,DC)	Rated Current	Leakage Current (250V AC)	Temperature Rise	Operating Temperature
ID-(N)01***	250V	1A	-	30°C max.	-25°C to +85°C Including temperature rise
ID-(N)02***	250V	2A	-	30°C max.	
ID-(N/L)03***	250V	3A	-	30°C max.	
ID-(N)06***	250V	6A	-	45°C max.	
ID-(N)08***	250V	8A	-	45°C max.	
ID-(N/L)10***	250V	10A	-	45°C max.	
ID-(N)15***	250V	15A	-	45°C max.	
ID-(N)***0**	-	*	0.01mA max.	-	
ID-(N)***C**	-	*	0.075mA max.	-	
ID-(N)***D**	-	*	0.10mA max.	-	
ID-(N)***E**	-	*	0.20mA max.	-	
ID-(N)***1**	-	*	0.25mA max.	-	
ID-(N)***2**	-	*	0.35mA max.	-	
ID-(N)***3**	-	*	0.50mA max.	-	

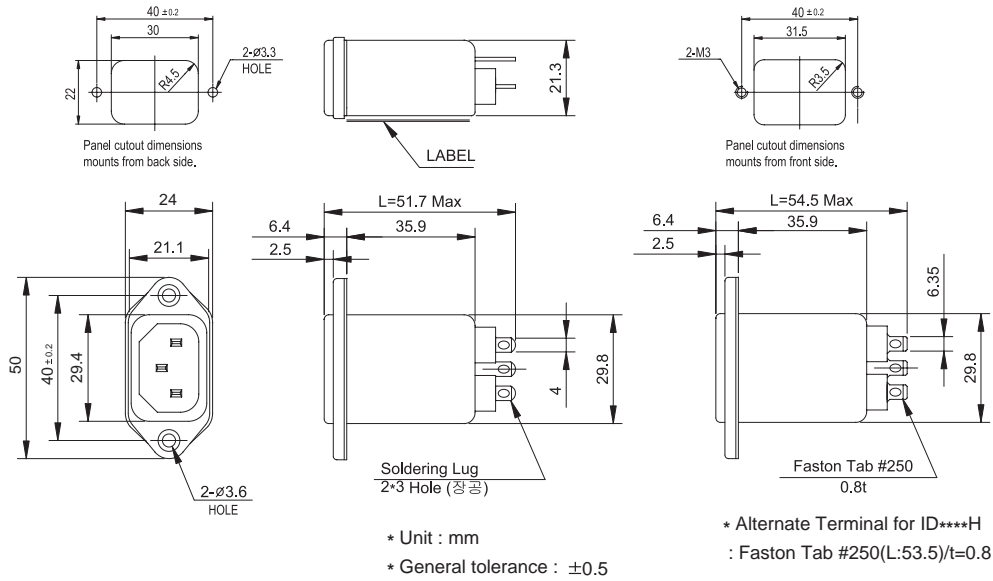


Note :  
 Test Voltage:1500V AC one minute line to earth.  
 Insulation Resistance:300 Mohm min, at 500V DC.  
 Voltage Drop:1V max. at rated current.  
 Weight:45g  
 Inlet:Compatible with IEC-60320

#### Model Number Construction

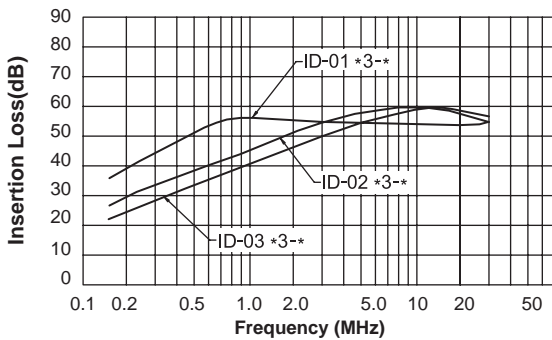
I	D	03	4	2	S
Input Connector I : IEC Connector	Special Design D : Screw mounting /Metal Case	Current Rating:AC rms 01,N01 : 1amp 02,N02 : 2amp 03,N03,L03 : 3amp 06,N06 : 6amp N08 : 8amp 10,N10 : 10amp 15,N15 : 15amp ("L","N" high performance)	Line-Line Cap. Value 2 : 0.022 $\mu$ F 4 : 0.047 $\mu$ F A : 0.1 $\mu$ F B : 0.15 $\mu$ F	Line-Gnd Cap. Value 2 : 2200 pF 3 : 3300 pF C : 330 pF D : 470 pF E : 1000 pF 0 : None	Output Terminal Style S : Solder Lug H : Faston Tab #250

# Shapes and Dimensions

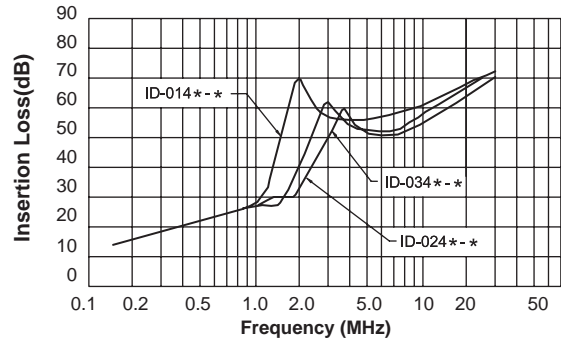


# Attenuation Characteristics

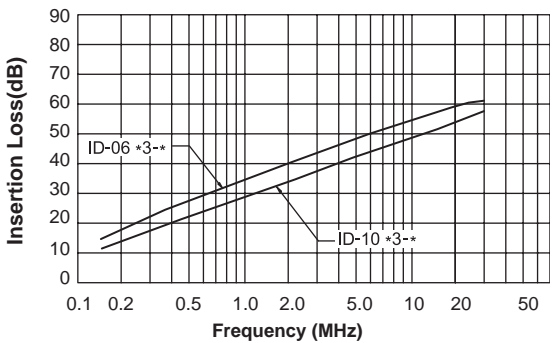
## Common Mode (ID-(N)01/02/03\*3-\*)



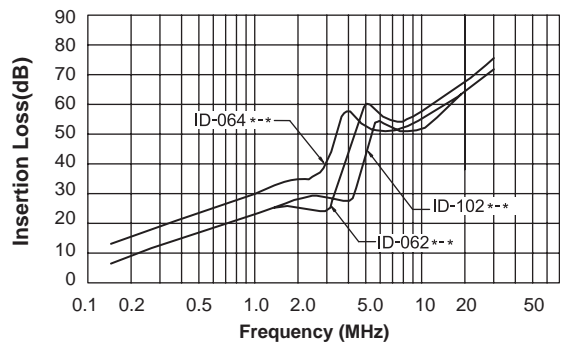
## Differential Mode (ID-(N)\*\*2/3/4\*-\*)



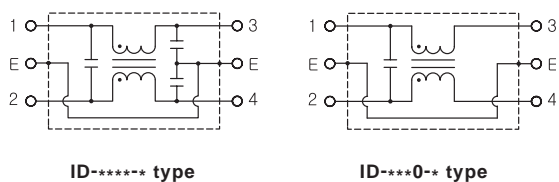
## Common Mode (ID-(N)06/08/10\*3-\*)



## Differential Mode (ID-(N)\*\*2/4\*-\*)



## Circuit Diagram



## Measurement configuration

